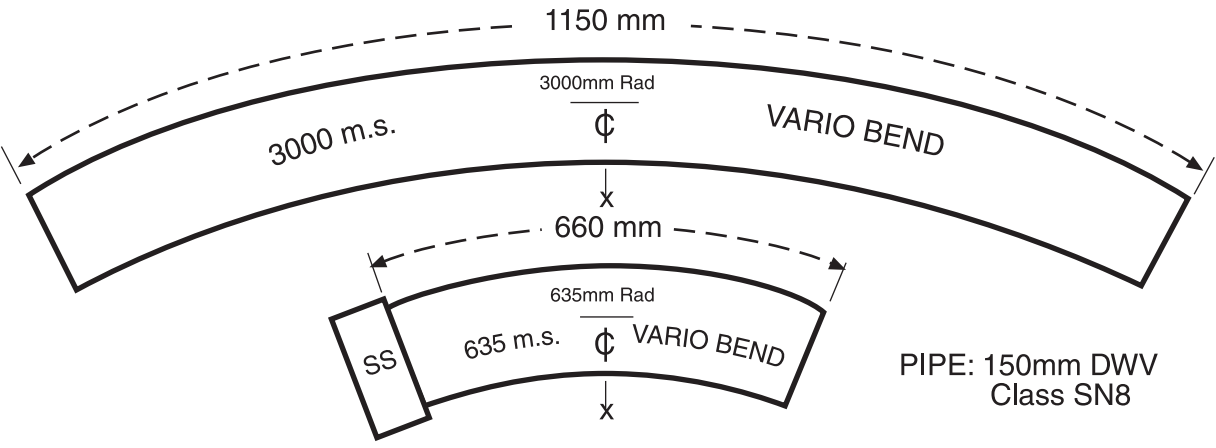


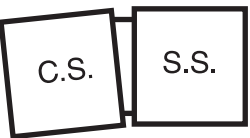
635mm & 3000mm VARIO BEND



PIPE: 150mm DWV
 Class SN8

for required angle and cutting. See

635mm & 3000mm MS Vario Bend Adaptors



F&F ADAPTOR

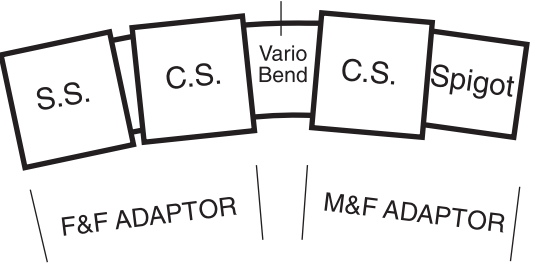


M&F ADAPTOR

CS - CURVED SOCKET
 SS - STANDARD SOCKET
 SPIGOT - 150mm DWV PIPE SIZE

Installation Procedure

Example:
 2° change of direction or grade



NOTE: A centre line is marked on heel and sides of bends to determine alignment. The heel line is essential to mark out distance table on reverse.

3000MS VARIO BEND
 $-1^0 (1.75\%) + 53.8\text{mm}$

635 MS VARIO BEND
 $-1^0 (1.75\%) + 12.5\text{mm}$